


ENHANCED CLEANING & DISINFECTION GUIDE

Guidelines For
Reopening Safely
Cafe & Restaurant



KEY TOUCH POINTS FOR DISINFECTION

FRONT OF HOUSE / RESTAURANT AREAS



Perspex Screens



Chairs



Walls



All Handles
(Not Just Doors)



Table Tops




Floors



Dispensers



Menus & Drinks
Lists



Trays



Tills & Credit Card
Machines



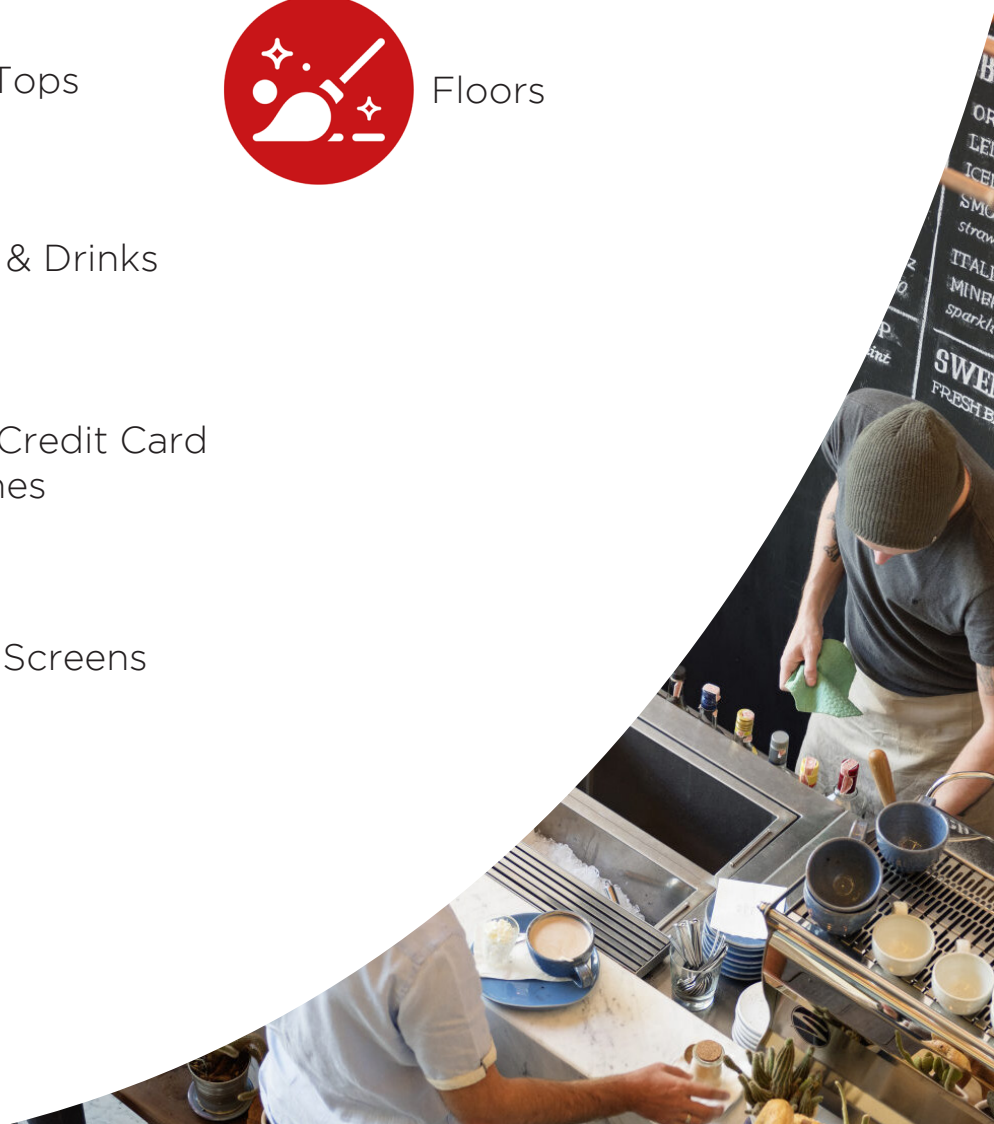
Condiment
Dispensary Area



Touch Screens



Switches



CAFE / RESTAURANT AREA

3 high touch areas for deep clean in the cafe / restaurant

- 1 Customer Touch Points**
Tables, Chairs & Menus
- 2 High Traffic Areas**
Railings, Doors, Handles, Waiting Area Seating
- 3 Walls & Floors**

REMEMBER:
Wash your hands
regularly with Safe
Shield Handwash
















Daily Clean Procedure Cleaning & Sanitisation Stage 1



Daily Clean Procedure (Cleaning & Sanitisation Stage)

To be performed each day to minimise the risk of coronavirus infection

Follow daily clean procedure
to ensure pupils & staff stay
safe.

	Area	Product	Instruction	Complete
1. Customer Touch Points Tables, Seating & Menus	   	 FAD Green-Shield	Dilute @ 10:1. Spray surfaces & wipe with disposable cloth. (No rinse product)	<input checked="" type="checkbox"/>
2. High Traffic Areas Railings, Doors, Handles, Waiting Area Seating	   	 FAD Green-Shield	Dilute @ 10:1. Spray surfaces & wipe with disposable cloth. (No rinse product)	<input type="checkbox"/>
3. Walls & Floors	 	 FAD Green-Shield	Dilute @ 50:1 then mop floors as normal. For walls dilute @ 10:1, spray and wipe with a disposable cloth.	<input type="checkbox"/>




Deep Clean Procedure For suspected or confirmed cases of coronavirus Stage 2 (Option 1)



Deep Clean Procedure (Deep Disinfection Stage)

To be performed if a suspected or confirmed case of coronavirus occurs

! Daily cleaning procedure must be performed before deep clean procedure to remove dirt from surfaces.

Area	Product	Instruction	Complete
1. Customer Touch Points Tables, Seating & Menus	 Chlorine Tablets	Add 1 tablet to a trigger bottle and fill with water. Spray a disposable cloth & wipe surfaces. Allow to air dry for 10 minutes.	<input type="checkbox"/>
2. High Traffic Areas Railings, Doors, Handles, Waiting Area Seating	 Chlorine Tablets	Add 1 tablet to a trigger bottle and fill with water. Spray a disposable cloth & wipe surfaces. Allow to air dry for 10 minutes.	<input type="checkbox"/>
3. Walls & Floors	 Chlorine Tablets	Add 1 tablet to a trigger bottle and fill with water. Spray a disposable cloth & wipe surfaces. Allow to air dry for 10 minutes. For floors dilute to 10:1 and mop floor as normal using a mop and bucket.	<input type="checkbox"/>

When should deep clean procedures take place?

- 1 After the restaurant has closed at the end of each day
- 2 After a suspected case of coronavirus
- 3 Upon request of the guest or staff

Need to know when using chlorine based products.

- 1 Wear appropriate PPE: Gloves, Eye-Protection and Gown.



- 2 Do not allow to come into contact with skin.
- 3 Add 1 chlorine tablet to a trigger bottle and fill with water to the measure. Max 750ml of water per chlorine tablet.
- !** 4 Always spray the cloth with the chlorine solution not surfaces, to avoid air contamination.
- 5 Always test solution on a small test area before applying to main areas.

Deep Clean Procedure For suspected or confirmed cases of coronavirus Stage 2 (Option 2)






Deep Clean Procedure (Deep Disinfection Stage)

To be performed if a suspected or confirmed case of coronavirus occurs



Daily clean procedure must be performed before deep clean procedure to remove dirt from surfaces.

Area	Product	Instruction	Complete
1. Customer Touch Points Tables, Chairs & Menus	 AntiBak	Add 1 tablet to a trigger bottle and fill with 500ml water. Spray surface and wipe. Leave to air dry.	<input checked="" type="checkbox"/>
2. High Traffic Areas Railings, Doors, Handles, Waiting Area Seating	 AntiBak	Add 1 tablet to a trigger bottle and fill with 500ml water. Spray surface and wipe. Leave to air dry.	<input type="checkbox"/>
3. Floors & Walls	 AntiBak	For walls add 1 tablet to a trigger bottle and fill with 500ml water. Spray surface and wipe. Leave to air dry. For floors dilute to 1.5% in a mop bucket (10 tablets in a 5L bucket). Mop floors as normal using a mop and bucket.	<input type="checkbox"/>

When should deep clean procedures take place?

- 1 Before reopening
- 2 After a suspected case of coronavirus on the premises
- 3 Upon request of the guest or staff

Need to know when using AntiBak.

- 1 AntiBak is a non-irritant to skin or eyes, emits no toxic vapour and is chlorine free.

YOUR LOCAL CLEANING & HYGIENE PARTNER



For more information about the Chemex product range and support, visit www.chemexuk.com

